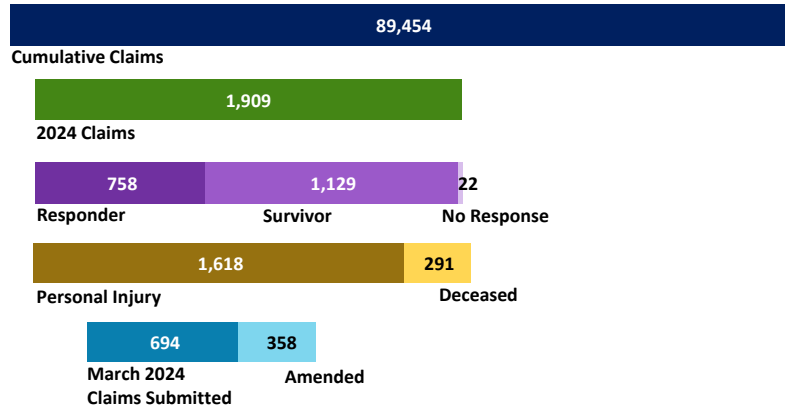


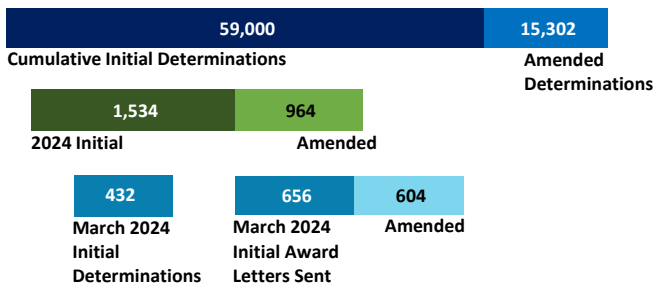
VCF Program Statistics As of March 31, 2024

VCF At-A-Glance


CLAIMS SUBMITTED



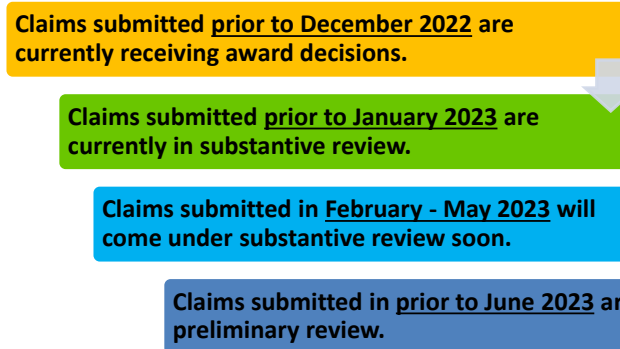
DETERMINATIONS RENDERED



DOLLARS AWARDED



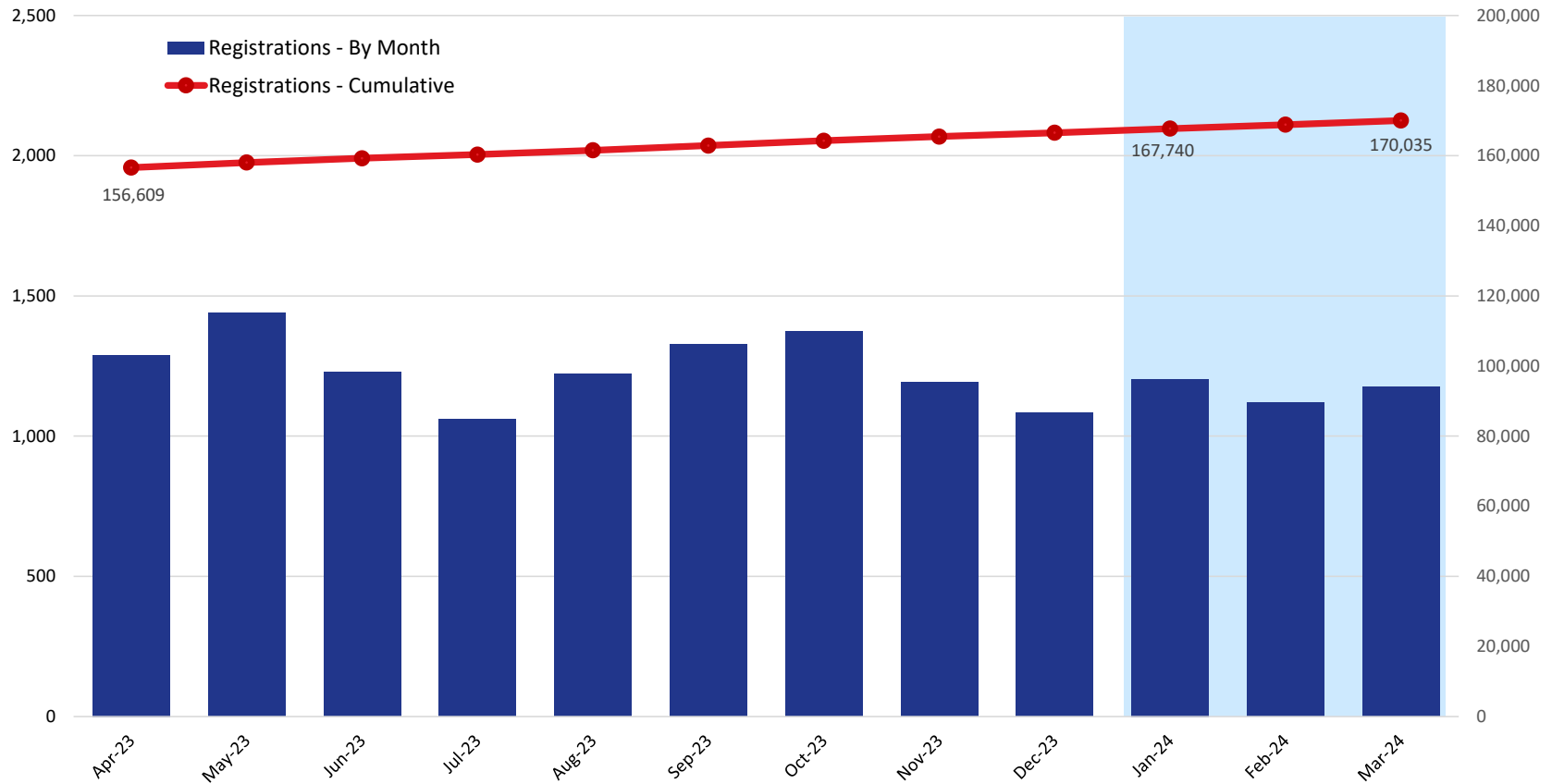
Claim Review Timeline*



* This timeline applies only to claims that are submitted in good order, meaning they have the required documents the VCF needs in order to determine the claimant's eligibility and calculate the award. Claims that are made inactive or placed on hold because they were not submitted with the required documents take significantly longer to review and are not reflected in this timeline.

VCF Program Statistics As of March 31, 2024

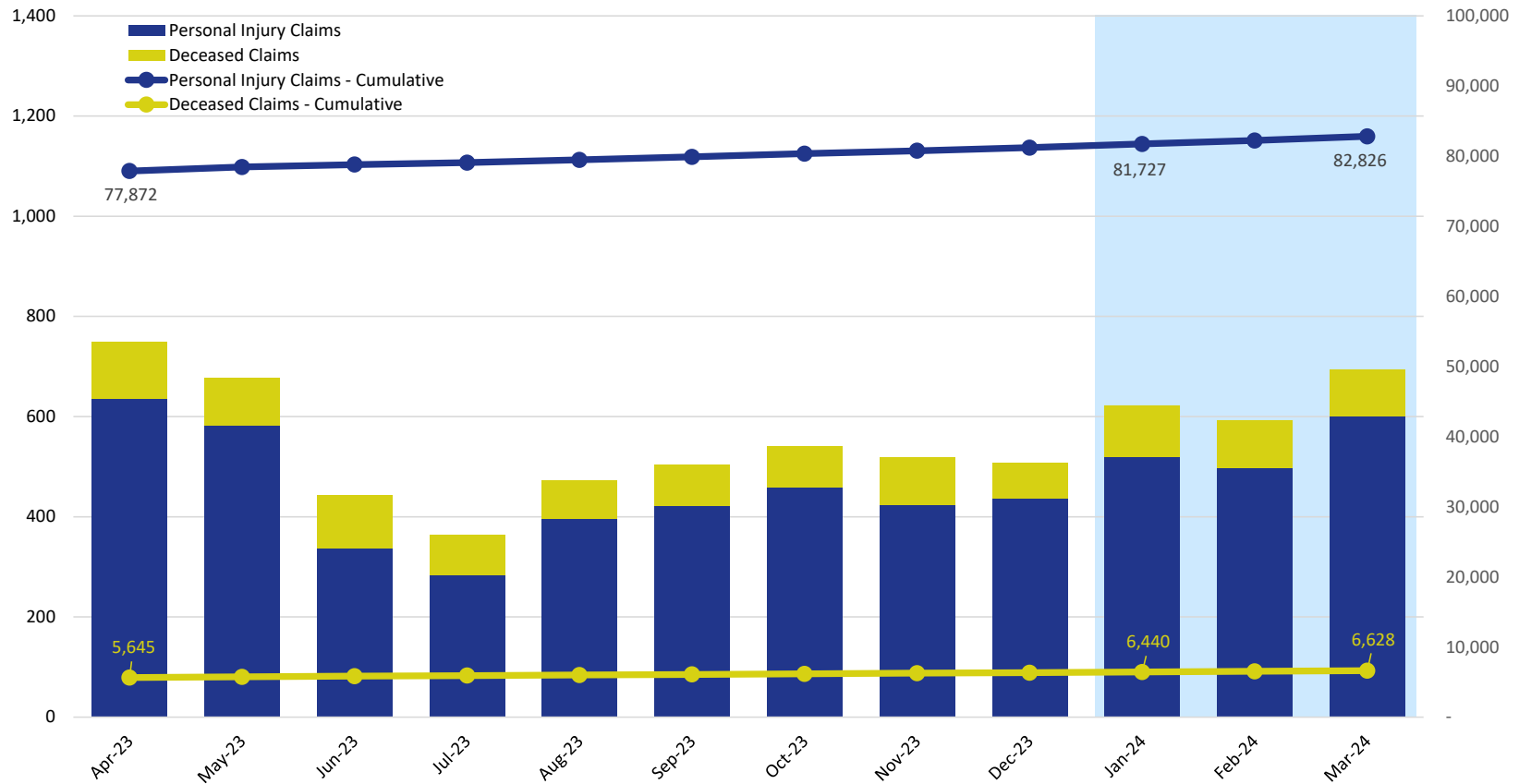
Unique Registrations



	2023									2024		
	Apr	May	Jun	Jul	Aug	Sep	Oct	Nov	Dec	Jan	Feb	Mar
Registrations - By Month	1,289	1,439	1,228	1,060	1,222	1,327	1,375	1,193	1,083	1,204	1,120	1,175
Registrations - Cumulative	156,609	158,048	159,276	160,336	161,558	162,885	164,260	165,453	166,536	167,740	168,860	170,035

VCF Program Statistics As of March 31, 2024

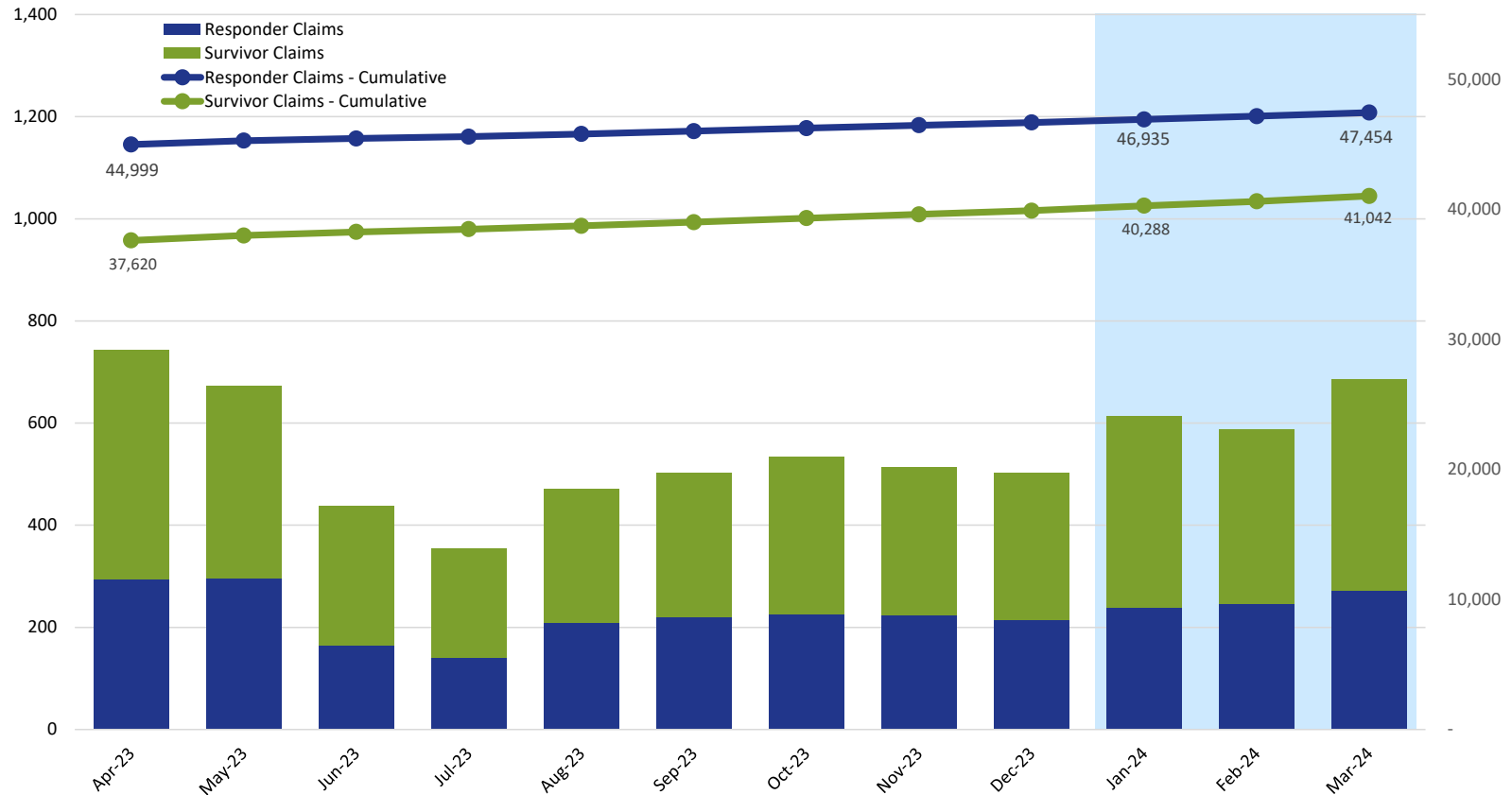
Claims Submitted by Month: Personal Injury & Deceased



	2023									2024		
	Apr	May	Jun	Jul	Aug	Sep	Oct	Nov	Dec	Jan	Feb	Mar
Personal Injury Claims	636	582	337	283	396	421	458	423	436	519	498	601
Deceased Claims	113	96	106	81	77	83	82	95	72	103	95	93
Unknown Claims	-	-	-	-	-	-	-	-	-	-	-	-
Claims - Cumulative	83,517	84,195	84,638	85,002	85,475	85,979	86,519	87,037	87,545	88,167	88,760	89,454

VCF Program Statistics As of March 31, 2024

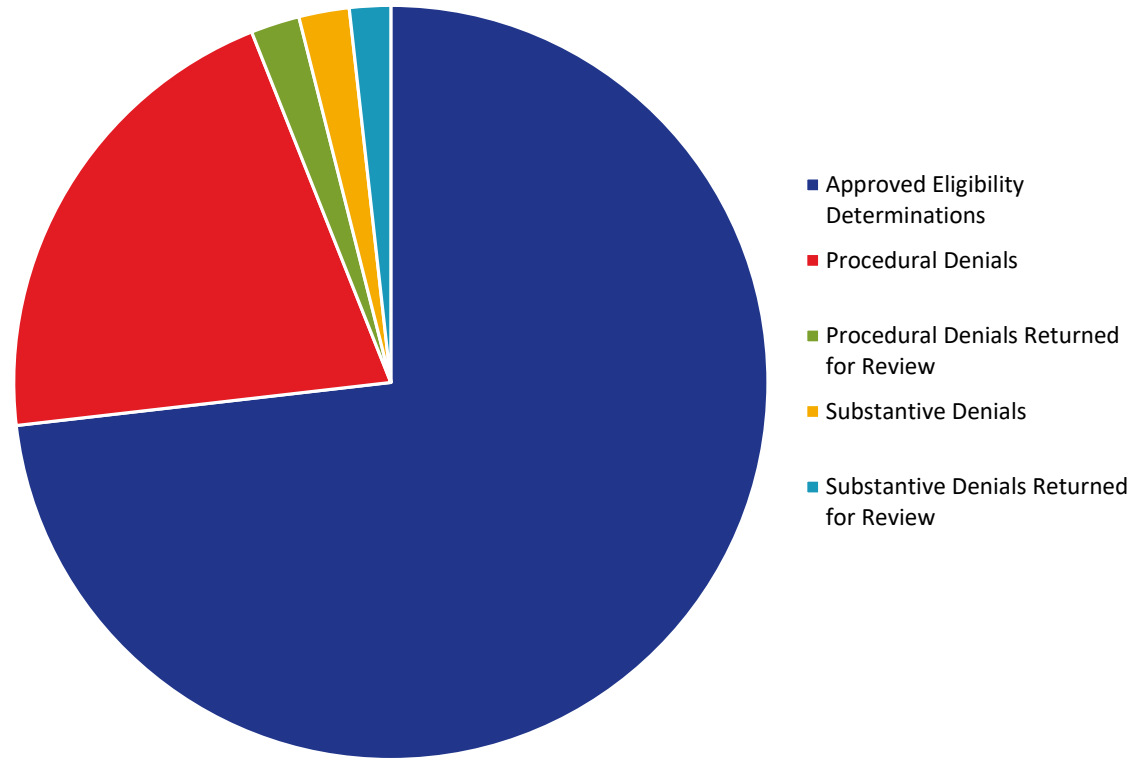
Claims Submitted by Month: Responder & Survivor



	2023									2024		
	Apr	May	Jun	Jul	Aug	Sep	Oct	Nov	Dec	Jan	Feb	Mar
Responder Claims	295	297	165	140	209	220	226	225	215	239	246	273
Survivor Claims	448	376	274	214	262	282	308	289	288	375	341	413
No Response Claims	6	5	4	10	2	2	6	4	5	8	6	8
Claims - Cumulative	83,517	84,195	84,638	85,002	85,475	85,979	86,519	87,037	87,545	88,167	88,760	89,454

VCF Program Statistics As of March 31, 2024

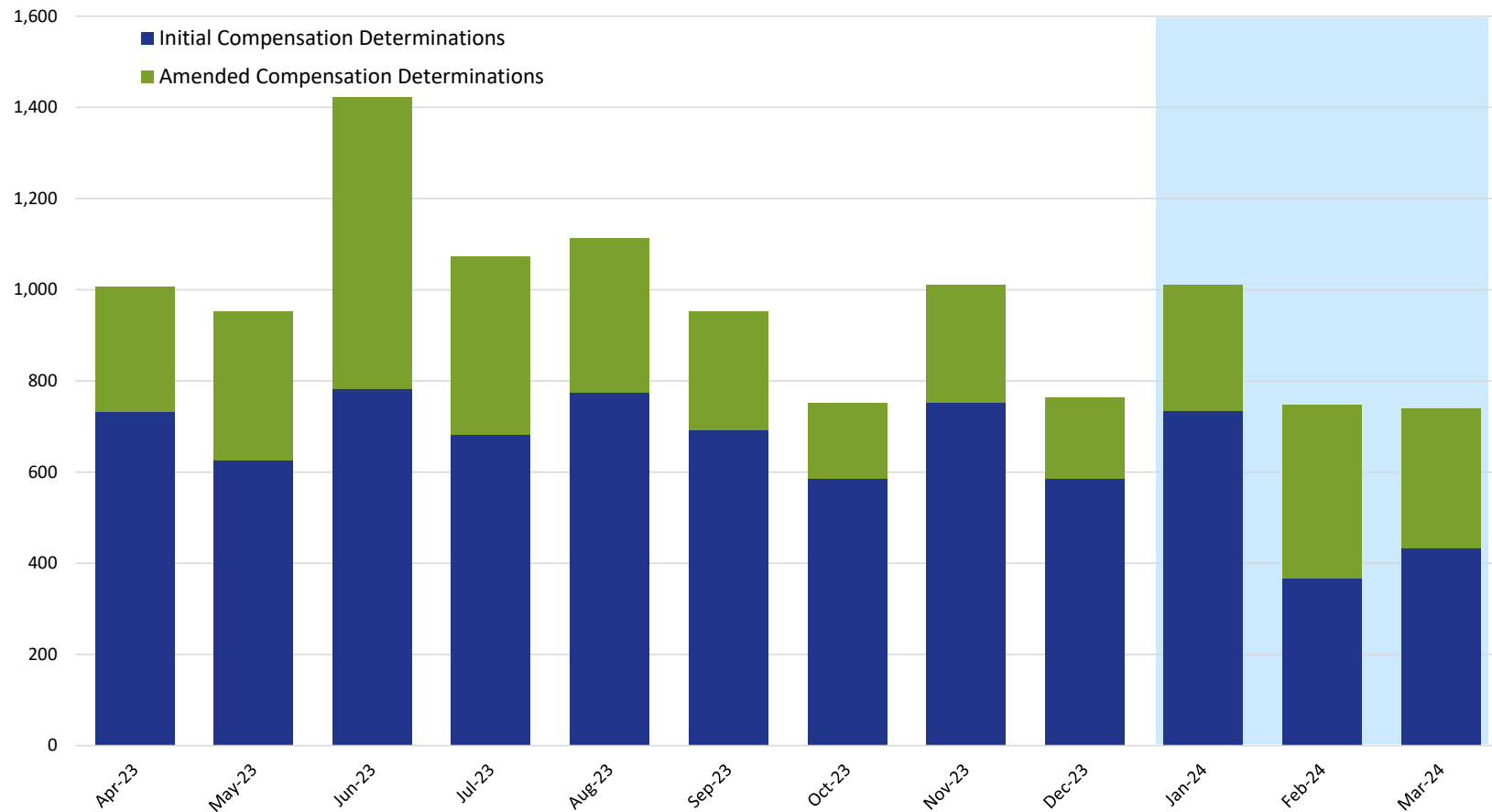
Eligibility



	2023									2024		
	Apr	May	Jun	Jul	Aug	Sep	Oct	Nov	Dec	Jan	Feb	Mar
Approved Eligibility Determinations	53,075	53,696	54,517	55,208	56,063	56,839	57,435	58,220	58,753	59,466	59,863	60,407
Procedural Denials	10,696	11,631	13,317	13,883	15,190	15,276	16,008	16,541	16,734	16,924	17,090	17,175
Procedural Denials Returned for Review	263	351	574	740	1,229	1,241	1,449	1,616	1,661	1,696	1,724	1,727
Substantive Denials	1,442	1,474	1,500	1,536	1,564	1,570	1,610	1,636	1,658	1,706	1,722	1,784
Substantive Denials Returned for Review	548	616	697	765	847	877	1,022	1,104	1,175	1,335	1,421	1,456

VCF Program Statistics As of March 31, 2024

Compensation Determinations by Month: Initial & Amended

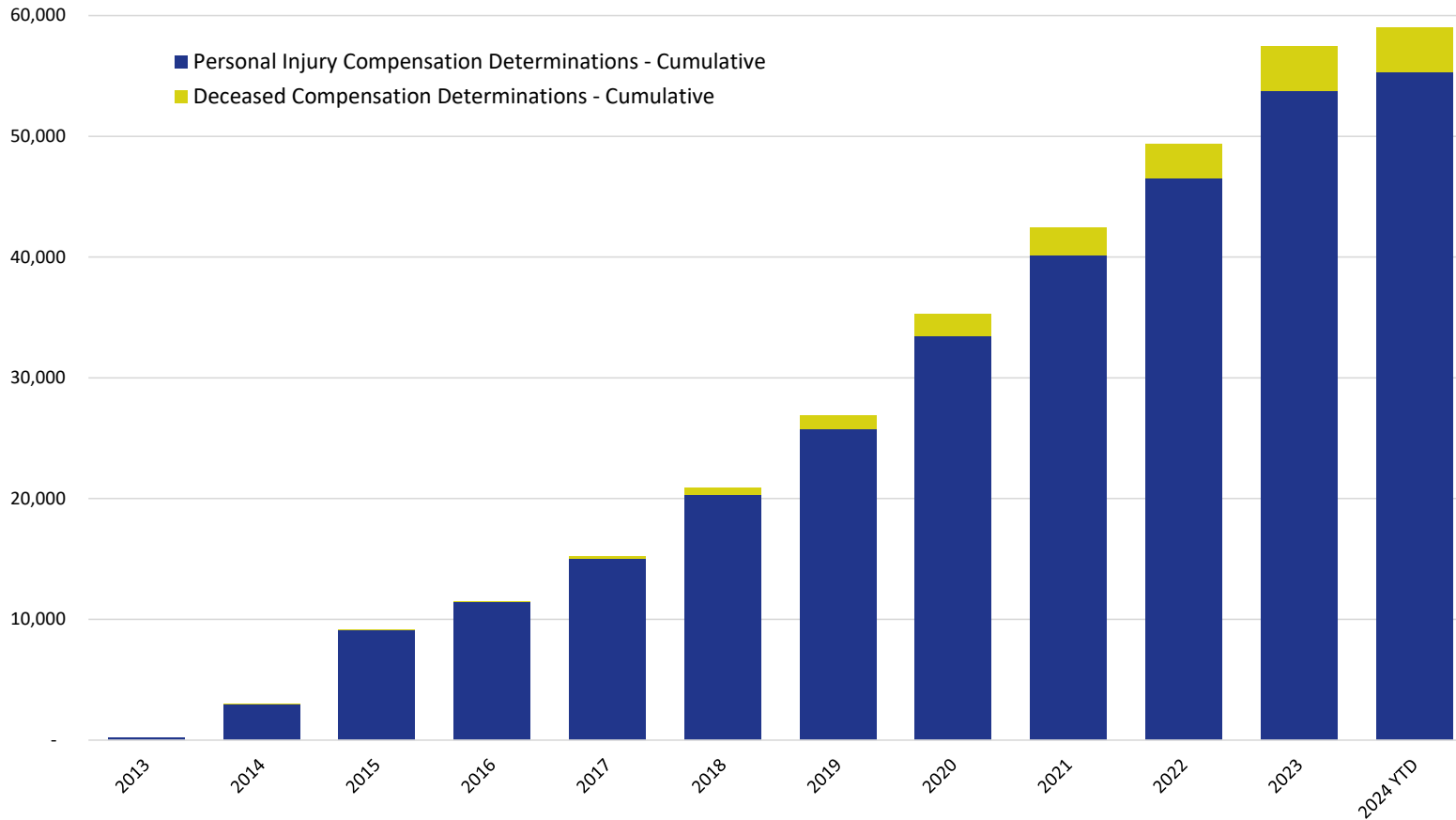


	2023										2024		
	Apr	May	Jun	Jul	Aug	Sep	Oct	Nov	Dec	Jan	Feb	Mar	
Initial Compensation Determinations	732	626	784	683	774	691	587	753	586	734	368	432	
Amended Compensation Determinations	274	326	639	390	339	261	165	258	177	277	380	307	

NOTE: This chart includes only those compensation determinations for which the claimant has been notified by the VCF in writing of the amount of their award. Once a claimant is notified, the determination is counted on this chart, but it is reflected in the month in which the award was finalized and deemed ready for final quality checks, not in the month in which the claimant was notified. The VCF process includes a series of quality checks that are completed before a claimant is notified. These quality checks may take several weeks or longer. This means that there are claims for which substantive review has been completed but they are not counted on this chart because the claimant has not yet been notified of the award. This also means that the monthly numbers shown here for prior months will change from one report to the next as claims completed in earlier months finish the quality check process and claimants are notified.

VCF Program Statistics As of March 31, 2024

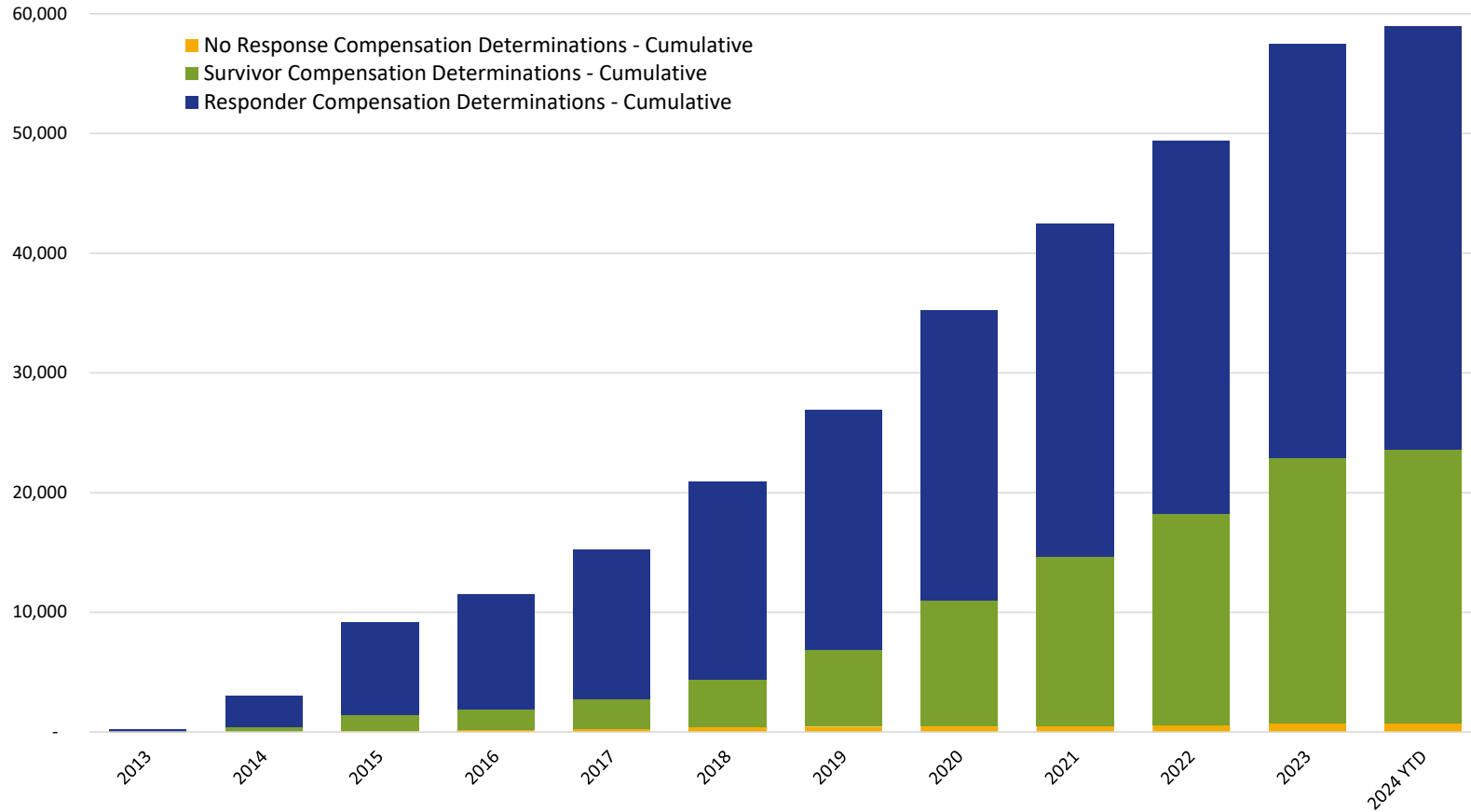
Cumulative Claims with Compensation Determinations Personal Injury & Deceased



	2013	2014	2015	2016	2017	2018	2019	2020	2021	2022	2023	2024 YTD
Personal Injury Compensation Determinations - Cumulative	225	2,998	9,110	11,472	15,056	20,316	25,771	33,451	40,126	46,559	53,795	55,225
Deceased Compensation Determinations - Cumulative	-	8	20	54	183	596	1,162	1,813	2,316	2,825	3,671	3,775

VCF Program Statistics As of March 31, 2024

Cumulative Claims with Compensation Determinations Responder & Survivor



	2013	2014	2015	2016	2017	2018	2019	2020	2021	2022	2023	2024 YTD
Responder Compensation Determinations - Cumulative	218	2,579	7,738	9,594	12,490	16,511	20,031	24,268	27,826	31,170	34,616	35,360
Survivor Compensation Determinations - Cumulative	6	402	1,262	1,739	2,464	4,031	6,460	10,523	14,090	17,621	22,178	22,946
No Response Compensation Determinations - Cumulative	1	25	130	193	285	370	442	473	526	593	672	694